





SYSTEM SOLUTIONS WITH ADDED VALUE

---





# CONTENT

---

■ INFRALAN® Practice-oriented system solutions with 25-year warranty	5
■ The INFRALAN® Partner program – Your benefits as a Partner	6
■ INFRALAN® Workshops	7
■ Your advantages as Investor	8
■ Your advantages as Planer	9
■ Connectivity - The INFRALAN® system	11
■ The Fiber optic system	13
■ The Copper system screened	17
■ The Copper system unscreened	20
■ 25 years system warranty	23
■ 2 Connector System, screened and unscreend	27
■ 4 Connector System, screened	31
■ INFRALAN® Fiber optic systems	35
■ Become a certified INFRALAN® installer	37
■ Get in contact	39





# INFRALAN®

## PRACTICE-ORIENTED SYSTEM SOLUTIONS WITH 25-YEAR WARRANTY

---

INFRALAN® stands for high-performance system solutions for structured building cabling. The brand combines the highest quality standards, reliability, and outstanding market knowledge in one location and features a product portfolio of selected high-performance components for structured fiber optic and copper cabling.

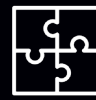
High-quality components are the result of years of experience in the market. This allows system solutions to be tailored precisely to the needs of commercial users –whether for office buildings, data centers, production halls, machines/systems, campuses or even hospitals and shipbuilding. The individual products are optimally matched to each other, resulting in high-performance perfection. The consistent INFRALAN® program is rounded off by a network of highly competent specialists.



Highest investment  
protection  
through certification



Highest quality  
standards through  
in-house quality  
assurance



Optimally tuned  
components



25-year system  
warranty

# THE INFRALAN® PARTNER PROGRAM

## YOUR BENEFITS AS A PARTNER

---

### A STRONG NETWORK

As a certified INFRALAN® installer, you can install INFRALAN® copper and fiber optic systems with a 25-year warranty. This provides you and your customers security for future-proof, reliable projects.



### PERFECT SYNERGY

- All copper and fiber optic components are technically fine-tuned to work together optimally.



### INVESTMENT PROTECTION

- 25-year system guarantee on copper and fiber optic systems - and you do not have any product risk of your own.



### ALWAYS AT YOUR SIDE

- Personal contact
- On-site support during the planning phase
- Recommendation for planners and projects in your vicinity



### EXCLUSIVE BENEFITS

- Exclusive price list for INFRALAN® products, including a bonus agreement
- Right to return unsatisfactory products in original containers / packages. This excludes custom-made products and residual lengths of material sold by the meter

# INFRALAN® WORKSHOPS

## BECOME A CERTIFIED INFRALAN® INSTALLER



The corresponding training is a basic requirement to receive the INFRALAN® installer certificate. This workshop, consisting of theory and practice and focusing on copper and fiber optic, teaches the right way to deal with the products and the corresponding standards. Learn to know and use the performance and interaction of all the components included in the INFRALAN® system. The experienced lecturers focus on everyday practical knowledge.



# YOUR BENEFITS AS A INVESTOR

---



## EVERYTHING FROM ONE SOURCE

- All systems from one manufacturer. No coordination of components necessary.



## 25-YEAR SYSTEM WARRANTY

- Independent of the certified installer
- Directly from the manufacturer for the passive network infrastructure
- In the event of a warranty claim, INFRALAN® organizes the complete restoration of the permanently installed network



## OUR SERVICE

- Experienced INFRALAN® contact persons support you in the planning phase
- Compliance with normative and electrical parameters
- Any data transmission deficiencies are clarified before handover and commissioning by the user



# YOUR BENEFITS AS A PLANNER

---



## TAILOR-MADE CONCEPT FOR YOUR PROJECT

- Fiber optic cabling and copper cabling completely matched to each other and from a single source



## 25-YEAR SYSTEM WARRANTY

- Independent of the certified installer
- Directly from the manufacturer for the passive network infrastructure



## OUR SERVICES

- Experienced INFRALAN® contact persons support you in the planning phase
- Support of the planning teams in all INFRALAN® projects, regardless of the size of the planning
- Testing of all performance-relevant components by the manufacturer on the basis of test reports
- Additional measurements by an INFRALAN® team on can be ordered



## ALWAYS UP-TO-DATE

- Participation in INFRALAN® training and information events for planners without additional training fee
- All tender texts are continuously revised according to the latest specifications and made available free of charge



SPECIAL SERVICE FOR PLANNERS  
Tender texts for INFRALAN® components can be  
downloaded directly from our website.



# CONNECTIVITY THE INFRALAN® SYSTEM

---

Excellent IT cabling is of central importance in today's work environment so that communication processes function optimally. The technical requirements for the building infrastructure are growing at a rapid pace. 10G ethernet, power over ethernet, VOIP telephony, video surveillance, and video conferencing are posing new challenges for local area networks. Certified IT cabling systems such as INFRALAN® ensure reliable communication at all levels.

The INFRALAN® brand provides planners and system administrators with powerful system solutions for structured building cabling. The sophisticated system includes high quality copper and fiber cabling components.

## PERFECT SYNERGY OF INFRALAN® COMPONENTS:

---

- Fiber optics
- Copper cabling screened
- Copper cabling unscreened



# THE FIBER OPTIC SYSTEM

---

## INFRALAN® FIBER OPTIC CABLING SYSTEM

- High-quality products which allow for advanced optical fiber installations in times of increasing data volumes.
- Structured system consisting of splice boxes, installation cables, and corresponding connection materials
- Certifications by GHMT, VDE, etc.
- Compliance with current transmission properties according to IEC 14763-3 up to 400Gbit/s.
- All installation cables are certified according to the Construction Products Regulation (CPR).

## SELECTION OF THE CURRENTLY AVAILABLE FIBER CATEGORIES



- Singlemode
- OM3
- OM4
- OM5

## CERTIFICATION BY EUROCLASSES



- B2ca
- Cca
- Dca
- Eca

## SELECTION OF AVAILABLE PLUG FACES



- LC
- SC

# THE FIBER OPTIC SYSTEM

## Patch cable/ Jumper:

Art.-No.	Designation	Available categories	Features
IPL-DR-LCULCU-x-xxxx	INFRALAN® Duplex Jumper LC-LC	OM3, OM4, OM5 and OS2	<ul style="list-style-type: none"> <li>■ Use of bend-optimized fibers in SM and MM</li> <li>■ Cable according to IEC 60793-2</li> <li>■ Cable colors according to category color with LSZH sheath material</li> </ul>
IPL-DR-LCUSCU-x-xxxx	INFRALAN® Duplex Jumper LC-SC		
IPL-DF-LCULCU-x-xxxx	INFRALAN® Flat Twin Jumper LC-LC	OM3, OM4 and OS2	
IPL-DF-LCUSCU-x-xxxx	INFRALAN® Flat Twin Jumper LC-SC		

## Installation cable:

Construct	Designation	Euroclass	Tensile Force	Available categories
UDQ central loose tube	INFRALAN® Universal cable with 1-24 fibers	Dca	1750 N	OM3, OM4, OM5 and G657A1
UDQ stranded loose tube	INFRALAN® Universal cable with 48-144 fibers	Eca	5000 N	OM3, OM4 and G657A1

Also available in B2ca

## Splice box:

Art.-No.	Designation	Features
ISB-LCDx-xx-x-xx-ABA	INFRALAN® Splice box sliding unit LC	<ul style="list-style-type: none"> <li>■ Certified according to GHMT TA LWL</li> <li>■ Available in 12 - 24 - 48 ports and the panel in gray and black</li> <li>■ Extendable 19" box with remote, connected and routed pigtails</li> </ul>
ISB-SCDx-xx-x-xx-ABA	INFRALAN® Splice box sliding unit SC	



### Quality classes acc. to IEC 61753-1

Singlemode attenuation grade at 1310nm and 1550nm

Attenuation grade	Max. Attenuation (≥97% of samples) [dB]	Mean Attenuation [dB]	Comments
A	≤ 0,15	≤ 0,08	
B	≤ 0,25	≤ 0,12	
C	≤ 0,50	≤ 0,25	
D	≤ 1,00	≤ 0,50	Used for some multi-fiber connectors

### Quality classes acc. to IEC 61753-222-2

Multimode attenuation grade at 850nm and 1300nm

Attenuation grade	Max. Attenuation (≥97% of samples) [dB]	Mean Attenuation [dB]	Comments
A	≤ 0,75	≤ 0,25	≤ 0,30 dB against reference
B	≤ 1,00	≤ 0,35	
C	≤ 1,50	≤ 0,50	

### Singlemode return loss grades at 1310nm and 1550nm



Return loss grade	Return loss (mated) [dB]	Comments
1	≥ 60	Unmated ≥ 55dB
2	≥ 45	
3	≥ 35	
4	≥ 25	

### Multimode return loss grades at 850nm and 1300nm

Return loss grade	Return loss (mated) [dB]	Comments
1	≥ 20	

The INFRALAN® FO patch cables consist of defined components that conform to structured cabling according to ISO/IEC 11801 and EN50173-x. The connectors used comply with IEC 61754-X and meet quality class B/2 according to IEC 61753-1 for the singlemode variant and quality class A/1 according to IEC 61753-122-2 for the multimode variants. The assembled patch cable has a halogen-free and flame-retardant jacket that complies with IEC 60754-2, IEC 60332-1 and IEC 61034 standards.







# THE COPPER SYSTEM SCREENED

---

## INFRALAN® COPPER CABLING SYSTEM SCREENED

Easy-to-install copper cables which meet the growing demands on IT building infrastructures at the highest quality level.



- Shielded, structured systems consisting of connection modules and receptacles for module technology, installation cables, and patch cables.
- Certifications from independent testing laboratories such as GHMT, Force Technology, ETL, etc.
- Compliance with the current transmission properties for 10 Gbit/s according to ISO/IEC 1801 and EN 50173 with high system reserves of the CAT.6A.
- All installation cables are certified according to the Construction Products Regulation (CPR).



## CERTIFICATION BY EUROCLASSES

- B2ca
- Cca
- Dca
- Eca

# DAS KUPFER SYSTEM GESCHIRMT

## Patch cable:

Art.-No.	Designation	Grommet	Coating	Certification
IPK-6A-U-TPE-xx-xxx	INFRALAN® Patch cable Cat.6A TPE, moulded grommet	Moulded grommet with length imprint	Superflex outer jacket with LSZH TPE material	Certified by GHMT
IPK-6A-M-HFR-xx-xxxx	INFRALAN® Patch cable Cat.6A, assembled grommet	Assembled grommet with connector TM31 from Hirose	Draka UC900 raw cable with LSZH material	Certified raw cable according to Euroclass Eca

## Keystone:

Art.-No.	Designation	Installation and mounting	Feature	Certification
IKS-6A-PVP-12	INFRALAN® Keystone Slimline, Cat.6A, silver	Slimline feature for installation in UAE frame sets	Sliding shield contact with separate ground contact	Certified by GHMT
IKS-6A-KOP-12	INFRALAN® Keystone, Cat.6A / ClassEA	Mounting for AWG26/7 - 24/7 and AWG24/1 - AWG22/1	4PPOE certified	Certified by GHMT



## Distribution panel:

Art.-No.	Designation	Ports	Available colours
IVF-24-xx	INFRALAN® Distribution panel 19" 24-Port, 1U, for keystone modules	24 Ports on one U (with all INFRALAN® RJ45 Keystones)	grey and black
IVF-48-SI	INFRALAN® Distribution panel 19" 48-Port, 1U, for Slimline modules	48 Ports on one U (only usable with IKS-6A-PVP-12)	silver

## installation cable\*:

Art.-No.	Designation	AWG	Colour	Max. Frequency
999830.x-CPR	INFRALAN® Cat.7A installation cable S/FTP 1500 MHz CPR Cca	AWG22/1	yellow with euroclass Cca	1500MHz
99985.x-CPR	INFRALAN® Cat.7A Verlegekabel S/FTP 1250 MHz CPR Cca	AWG23/1	yellow with euroclass Cca	1250Mhz
MK7100.X-CPR	INFRALAN® CaT.7A installation cable S/FTP 1200 MHz, CPR B2ca	AWG21/1	orange with euroclass B2ca	1200Mhz
99981.x-CPR	INFRALAN® Cat.7 installation cable S/FTP 1000 MHz, CPR Cca	AWG23/1	orange with euroclass B2ca	1000MHz
99980.x-CPR	INFRALAN® Cat.7 installation cable S/FTP 1000 MHz, CPR Eca		orange with euroclass B2ca	1000MHz



\*all variants available as simplex and duplex cable

You can find all products under:  
[www.infralan.de/en](http://www.infralan.de/en)

# THE COPPER SYSTEM UNSCREENED

---



## INFRALAN® COPPER CABLING SYSTEM UNSCREENED

Very thin copper cables that meet the growing demands on IT building infrastructures at the highest quality level.

- Unscreened, structured systems consisting of connection modules and receptacles for module technology, installation cables, and patch cables
- Certifications from independent testing laboratories such as GHMT, Force Technology, ETL, etc.
- Compliance with the current transmission properties for 10 Gbit/s according to ISO/ IEC 1801 CAT.6A and EN 50173 with the high system reserves of Cat.6A.
- All installation cables are certified according to the Construction Products Regulation (CPR).



## CERTIFICATION BY EURO CLASSES

- B2ca



You can find all products under:  
[www.infralan.de/en](http://www.infralan.de/en)



### Patch cable:

Art.-No.	Designation	Features
IPK-6A-U-HFR-xx-xxxx	INFRALAN® Patch cable Cat.6A UTP, moulded grommet	<ul style="list-style-type: none"> <li>■ Moulded grommet with length imprint</li> <li>■ Cable structure</li> <li>■ Contacts with 50µ" Gold plating</li> </ul>

### Keystone:

Art.-No.	Designation	Features
IKU-6A-KOP-1	INFRALAN® RJ45 Keystone UTP, Cat.6A / Class EA	<ul style="list-style-type: none"> <li>■ Component certified according to ETL Cat.6A Connecting Hardware</li> <li>■ Tool free assembly</li> <li>■ for AWG24/1-22/1</li> </ul>

### Distribution panel:

Art.-No.	Designation	Features
IVF-24-SW-UTP	INFRALAN® distribution panel 19", UTP	<ul style="list-style-type: none"> <li>■ A-NEXT optimised patch panel by shifted arrangement</li> <li>■ Low installation depth of 125 mm</li> <li>■ Labeling fields with transparent cover</li> </ul>

### Installation cable:

Art.-No.	Designation	Features
99965.x-CPR	INFRALAN® installation cable U/UTP Cat.6A 500MHz	<ul style="list-style-type: none"> <li>■ Certified by Force Technology according to Cat.6A</li> <li>■ Euro class B2ca</li> <li>■ Very small outer diameter of 6.6 mm</li> </ul>



**25**  
JAHRE  
GARANTIE  
YEARS  
GUARANTEE

# 25 YEARS SYSTEM WARRANTY

---

## EXTENT OF WARRANTY FOR COPPER AND OPTICAL FIBER CABLING SYSTEMS

Each cabling infrastructure is a strategic and long-term investment that is expected to deliver the highest level of reliability and stability. The INFRALAN® 25 years system warranty offers the necessary investment protection.

- 25-year system warranty for compliance with the INFRALAN® fiber optic cabling system and the prescribed limit values
- In the case of a warranty claim (proof by measurement reports and further information), the components complained of will be checked and the defects rectified subsequently
- INFRALAN® will carry the cost if the defect is due to the product. If the defect was caused by improper handling of the product, INFRALAN® will not carry the costs. The assumption of downtime or consequential costs by INFRALAN® is excluded





# 25 YEARS SYSTEM WARRANTY

---

## REQUIREMENTS AND PREREQUISITES

This ensures compliance with the transmission properties of structured copper and fiber cabling according to norms and standards valid at the time of installation. This is demonstrated by the certified installer during installation by means of required test reports and further information. In case of warranty, INFRALAN® covers the costs for the replacement of defective components if INFRALAN® was at fault.

### THE FOLLOWING APPLIES TO THE INFRALAN® SYSTEM (COPPER/OPTICAL CABLE):

- Use of INFRALAN® installation material (for all relevant components).
- Installation of the cabling system by a certified INFRALAN® installer who has successfully passed the appropriate training (theory, practice, exam).
- Signing of the contract for the object to be installed. .
- Reflection per transmission line must at least correspond to the applicable measured values of the standard regulations during acceptance testing.
- Clear assignment of the cabling distances to the respective labelling (measurement report).
- Certification only for cabling routes specified in the measurement report.

### IN THE INFRALAN® FIBER OPTIC SYSTEM ALSO APPLIES:

- Proof of a corresponding INFRALAN® partnership and fulfilment of the performance requirements of the INFRALAN® system.
- Submission of documentation for the installed routes including image documentation as well as the bi-directional measurement reports (OTDR) with launch and receive fibers.

### CERTIFICATION PERIOD OF THE INFRALAN® PARTNER:

- Three years
- The certification of executed projects will be extended by 3 years



# 2 CONNECTOR SYSTEM, SCREENED AND UNSCREENED

---

## 2 VARIANTS – MANY SOLUTIONS

- 2 Connector TA (Type Approval System)
- 2 Connector PVS (Premium Verificated System))

The 2 Connector System TA (Type Approval) and the 2 Connector System PVP (Premium Verification Program) of the INFRALAN® brand each offer 2 variants to cover different requirements. The two versions of the systems differ in each case in the use of the module carrier: While version 1 has a standard module carrier compatible with the common switch programs, version 2 has a customisable UAE module carrier.

Optionally, the systems can be complemented with the corresponding INFRALAN® brand certified patch cords.

The Connector System PVP special feature: The used installation cable and the Keystone components are automatically recertified by the GHMT at regular intervals.

## AREAS OF APPLICATION

- Horizontal building cabling of all kinds
- Backbone cabling of server rooms
- Point-to-point cabling, for example, in floor distribution
- End-to-end cabling

# Zertifikat

Nr. z4876a-17-D

Auftraggeber:

Exelle Bleiereid, Deutschland

Prüfling(e):

Datenkabel:  
INFRALAN® Cat. 7 1000 AWG23 S/FTP 4P CPR Eca orange  
Art.-Nr.: 99980.1-CPR

Bewertungsstandard(s):

ISO/IEC 11801 Ed.2.2 (2011-06)

IEC 61156-5 Ed.2.1 (2012-12)

Resultat:


Der Prüfling hält bei den im Prüfbericht genannten Prüfparametern die Grenzwerte der besagten Vorgabedokumente ein.

## Datenkabel, Kupfer, Kategorie 7 GHMT Type Approval

Die bei der Prüfung ermittelten Ergebnisse beziehen sich auf den beschriebenen und vom Auftraggeber vorgelegten Prüfling. Zukünftige technische Änderungen der geprüften Produkte unterliegen dem Verantwortungsbereich der Hersteller.

Dieses Zertifikat verweist auf den ausführlichen Prüfbericht Nr. P4876a-17-D und ist nur in Verbindung mit diesem gültig. Dieses Zertifikat ist nach Ausstelldatum 24 Monate gültig.

Bexbach, 17. November

  
Dipl.-Ing. Dirk  
(Vorstandsvorsitzender)



Durch die DAKKS nach DIN EN ISO/IEC 17025 akkreditiertes Prüflaboratorium  
Die Akkreditierung gilt für die in der Urkunde (D-PL-17559-01-00) aufgeführten Prüfverfahren

# 2 CONNECTOR SYSTEM, SCREENED AND UNSCREENED

## 2 CONNECTOR TA/PVS

- 2 Connector TA (Type Approval System)
- 2 Connector PVS (Premium Verified System))

Discover the optimal component selection for the TA and PVS 2 connector system. While the first and second version of the TA and PVS differ in the use of the module carrier, there is also the additional option for TA to equip the system with an alternative installation cable in both versions.

	TA 1	TA 2	TA 3	TA 4	TA 5	TA 6
<b>Keystone</b>	IKS-6A-KOP-12	IKS-6A-KOP-12	IKS-6A-KOP-12	IKS-6A-KOP-12	IKU-6A-KOP-1	IKU-6A-KOP-1
<b>Installation cable</b>	99980.x-CPR	99980.x-CPR	99985.x-CPR	99985.x-CPR	99965.X-CPR	99965.X-CPR
<b>Keystone frame</b>	IMT-02-RS-WS-KP	IMT-02-RS-WS-DF	IMT-02-RS-WS-KP	IMT-02-RS-WS-DF	IMT-02-RS-WS-KP	IMT-02-RS-WS-DF
<b>19" distribution panel</b>	IVF-24-SW	IVF-24-SW	IVF-24-SW	IVF-24-SW	IVF-24-SW-UTP	IVF-24-SW-UTP
<b>Certification</b>	GHMT-TA	GHMT-TA	GHMT-TA / Force Technology-TA	GHMT-TA / Force Technology-TA	Force Technology/ETL	Force Technology/ETL
<b>Optional: patch cable</b>	IPK-6A-U-TPE-xxxxxx	IPK-6A-U-TPE-xxxxxx	IPK-6A-U-TPE-xx-xxxx	IPK-6A-U-TPE-xx-xxxx	IPK-6A-U-HFR-xx-xxxx	IPK-6A-U-HFR-xx-xxxx

	PVS 1	PVS 2
<b>Keystone</b>	IKS-6A-PVP-12	IKS-6A-PVP-12
<b>Installation cable</b>	99981.x-CPR	99981.x-CPR
<b>Keystone frame</b>	IMT-02-RS-WS-KP	IMT-02-RS-WS-DF
<b>19" distribution panel</b>	IVF-24-SW	IVF-24-SW
<b>Certification</b>	GHMT-PVP	GHMT-PVP
<b>Optional: patch cable</b>	IPK-6A-U-TPE-xxxxxx	IPK-6A-U-TPE-xxxxxx



# 4 CONNECTOR SYSTEM, SCREENED

---

## 2 VARIANTS – MANY SOLUTIONS

- 4 Connector TA (Type Approval System)
- 4 Connector PVS (Premium Verificated System)

To cover different requirements, the 4 Connector System TA (Type Approval) and the 4 Connector System PVS (Premium Verificated System) of the INFRALAN® brand offer 2 versions. These versions differ in the use of the module carrier: Version 1 has a standard module carrier compatible with the common switch programs, version 2 a customizable UAE module carrier.

The required CP (Consolidation Point) cable consists of the high-quality components already used in the system, supplemented by a field-configurable RJ 45 connector. Optionally, the 4 Connector TA system can be complemented with the corresponding INFRALAN® brand certified patch cords.

The special feature of the GHMT PVS program is that the installation cables and the keystone component are automatically recertified by the GHMT at regular intervals.

## AREAS OF APPLICATION

- Horizontal building cabling of all kinds
- Backbone cabling of server rooms
- Point-to-point cabling, for example, in floor distribution
- End-to-end cabling

GHMT

GHMT

**PREMIUM**

Nr. z44210-

Auftraggeber:  
EFB Elektro- und  
Striegauerstr. 1  
33719 Bielefeld, D

Prüfling(e):  
Steckverbinder:  
efb INFRALAN®  
Slimline, Cat. 7  
Art.-Nr.:

Bewertung:  
ISO/IEC 11801-1  
IEC 60603

Resultat:  
Der Prüfling  
der be-

Stec

**PREMIUM Zertifikat**

Nr. z5104b-18-D

Auftraggeber:

17293 Bielefeld, Deutschland

Prüfling(e):

Datenkabel:  
INFRALAN® Cat.7 Verlegekabel S/FTP 1000MHz (AWG23), CPR CcaCPR C  
Art.-Nr.: 99981.X-CPR

Bewertungsstandard(s):

ISO/IEC 11801-1 Ed.1.0 (2017-11)  
IEC 61156-5 Ed.2.1 (2012-12)

Resultat:

Der Prüfling hält bei den im Prüfbericht genannten Prüfparametern  
der besagten Bewertungsstandards ein.

**Datenkabel, Kupfer, Kategorie 7**

**GHMT PREMIUM Verification Pro**

Die fortlaufende Einhaltung der Spezifikationen wird im Rahmen  
vom Auftraggeber nicht zu beeinflussenden – Stichproben  
womit ein hoher Anspruch an die kontinuierliche Fertigungsqualität

Dieses Zertifikat verweist auf den ausführlichen Prüfbericht Nr. P5  
nur in Verbindung mit diesem gültig.

Bielefeld, 17. Dezember

  
Dipl.-Ing. Dirk  
(Vorstandsvorsitzender)

Durch die DAKKS nach DIN EN ISO/IEC 17025  
Die Akkreditierung gilt für die in der Urkunde D-PL-1755



# 4 CONNECTOR SYSTEM, SCREENED

## 4 CONNECTOR TA/PVS

- 4 Connector TA (Type Approval System)
- 4 Connector PVS (Premium Verificated System)

Discover the optimal component selection for the TA and PVS 4 connector system. While the first and second version of the TA and PVS differ in the use of the module carrier, there is also the additional option for TA to equip the system with an alternative installation cable in both versions.

	TA 1	TA 2	TA 3	TA 4	PVS 1	PVS 2
<b>Keystone</b>	IKS-6A-KOP-12	IKS-6A-KOP-12	IKS-6A-KOP-12	IKS-6A-KOP-12	IKS-6A-PVP-12	IKS-6A-PVP-12
<b>Installation cable</b>	99980.x-CPR	99980.x-CPR	99985.x-CPR	99985.x-CPR	99981.x-CPR	99981.x-CPR
<b>Keystone frame</b>	IMT-02-RS-WS-KP	IMT-02-RS-WS-DF	IMT-02-RS-WS-KP	IMT-02-RS-WS-DF	IMT-02-RS-WS-KP	IMT-02-RS-WS-DF
<b>Certification</b>	GHMT-TA	GHMT-TA	GHMT-TA / Force Technology-TA	GHMT-TA / Force Technology-TA	GHMT-PVP	GHMT-PVP
<b>Consolidation Point Cable</b>	ICP-6A-KOP-x	ICP-6A-KOP-x	ICP-6A-KOP-x	ICP-6A-KOP-x	ICP-6A-PVS-x	ICP-6A-PVS-x
<b>19" distribution panel</b>	IVF-24-SW	IVF-24-SW	IVF-24-SW	IVF-24-SW	IVF-24-SW	IVF-24-SW
<b>Optional: patch cable</b>	IPK-6A-U-TPE-xxxxxx	IPK-6A-U-TPE-xxxxxx	IPK-6A-U-TPE-xx-xxxx	IPK-6A-U-TPE-xx-xxxx	IPK-6A-U-TPE-xxxxxx	IPK-6A-U-TPE-xxxxxx



# INFRALAN®

## FIBER OPTIC SYSTEMS

### 2 VARIANTS - MANY SOLUTIONS

The OM3, OM4, OM5 and OS2 fiber optic systems of the INFRALAN® brand are manufactured in the SC and LC versions. In both variants, the splice boxes are already fully populated: The pigtails are distributed, inserted into the splice tray and the couplings are mounted and connected.

The offered permanent link system excels with its fiber optic TA (Glaser Fiber Type Approval), which is unparalleled on the market. In order to offer our customers traceability, all components used have the INFRALAN® logo.

	OM3	OM4	OM5	OS2
<b>Splice Box LC</b>	ISB-LCDU-xx-3-GR-ABA	ISB-LCDU-xx-4-GR-ABA	ISB-LCDU-xx-5-GR-ABA	ISB-LCDU-xx-2-GR-ABA
<b>Splice Box SC</b>	ISB-SCDU-xx-3-GR-ABA	ISB-SCDU-xx-4-GR-ABA	ISB-SCDU-xx-5-GR-ABA	ISB-SCDU-xx-2-GR-ABA
<b>Installation cable</b>	545xx.1L-CPR	545xx.2L-CPR	54512.1OM5-CPR	544xx.1L-CPR
<b>Option 1 patch cable</b>	IPL-DR-LCULCU-3-xxxx (Patch cable OM3, LC-Duplex, Twin Zip Cable)	IPL-DR-LCULCU-4-xxxx (Patch cable OM4, LC-Duplex, Twin Zip Cable)	IPL-DR-LCULCU-5-xxxx (Patch cable OM4, LC-Duplex, Twin Zip Cable)	IPL-DR-LCULCU-2-xxxx (Patch cable OS2, LC-Duplex, Twin Zip Cable)
<b>Option 2 patch cable</b>	IPL-DR-SCUSCU-3-xxxx (Patch cable OM3, LC-Duplex, Twin Zip Cable)	IPL-DR-SCUSCU-4-xxxx (Patch cable OM4, SC-Duplex, Twin Zip Cable)	IPL-DR-LCUSCU-5-xxxx (Patch cable OM4, LC-Duplex/ SC-Duplex, Twin Zip Cable)	IPL-DR-SCUSCU-2-xxxx (Patch cable OS2, SC-Duplex, Twin Zip Cable)
<b>Option 3 patch cable</b>	IPL-DF-LCULCU-3-xxxx (Patch cable OM3, LC-Duplex, flat cable with additional cable jacket)	IPL-DF-LCULCU-4-xxxx (Patch cable OM4, LC-Duplex, flat cable with additional cable jacket)		IPL-DF-LCULCU-2-xxxx (Patch cable OS2, LC-Duplex, flat cable with additional cable jacket)
<b>Option 4 patch cable</b>	IPL-DF-SCUSCU-3-xxxx (Patch cable OM3, SC-Duplex, flat cable with additional cable jacket)	IPL-DF-SCUSCU-4-xxxx (Patch cable OM4, SC-Duplex, flat cable with additional cable jacket)		IPL-DF-SCUSCU-2-xxxx (Patch cable OS2, SC-Duplex, flat cable with additional cable jacket)
<b>PL Certificate</b>	X	X	X	X

