

REV.	DESCRIPTION	DRAWN	CHECKED	APPROVED
A	NEW RELEASE	LJH 09/20/05'	~	LJC 09/20/05'
B	料号中增加尺寸DIM. H.选项	YCH 07/18/08'	~	LJC 07/18/08'
C	ADD P/N CODE	YCH 12/02/13'	~	LJC 12/02/13'
D	ADD P/N CODE	JLZ 07/25/14'	~	

NOTES:

- ELECTRICAL CHARACTERISTICS:
 - CONTACT RESISTANCE: 20mΩ Max. INITIAL.
 - DIELECTRIC WITHSTANDING VOLTAGE: 500V AC(rms) FOR 1 MINUTE.
 - INSULATION RESISTANCE: 1000MΩ Min.
- ENVIRONMENT CHARACTERISTICS:
 - TEMPERATURE RANGE: -40°C~+105°C.
- PRODUCT NUMBER CODE: DS1013- X X X X X X - X - X

HOUSING MATERIAL
 0: PBT UL94 V-0
 2: PBT UL94 HB
 4: PA-46

PLATING LEVEL(FOR GOLD ONLY)Ⓢ
 3A: 0.8-1.2μm
 B: LEVEL B
 N: LEVEL N

DIM. H TYPE (FOR ELEVATOR ONLY)
 1: 7.50
 2: 9.50

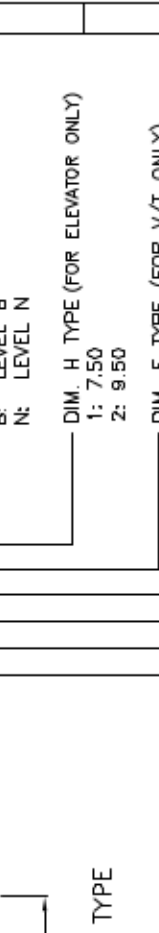
DIM. E TYPE (FOR V/T ONLY)
 1: 3.10
 2: 8.00

HOUSING COLOR
 B: BLACK
 W: WHITE
 U: BLUE
 A: GRAY

CONTACT PLATING
 SI: FULL GOLD FLASH

MOUNTING TYPE
 S: V/T TYPE
 R: R/A TYPE
 E: Elevator TYPE

No. OF CONTACTS
 06 08 10 14 16 20 24
 26 30 34 40 50 60 64



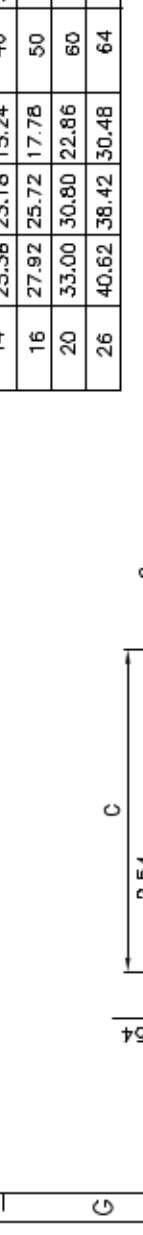

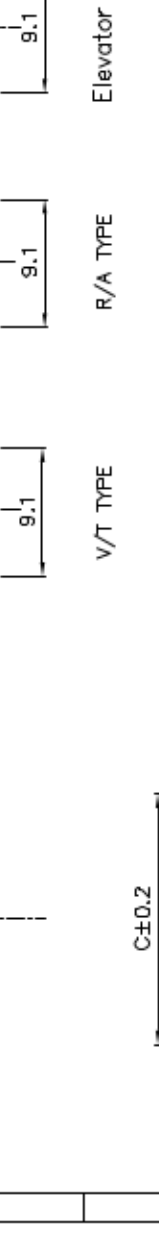
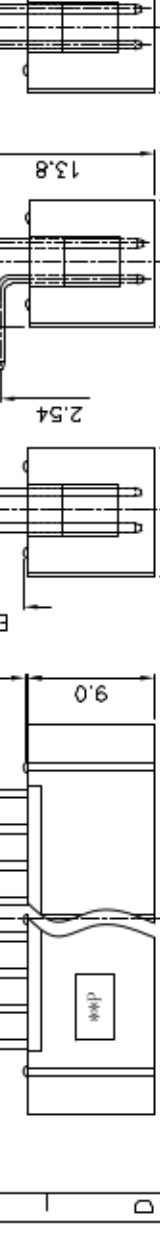
Position	A	B	C
06	15.22	13.02	5.08
08	17.76	15.56	7.62
10	20.30	18.10	10.16
12	22.84	20.64	12.70
14	25.38	23.18	15.24
16	27.92	25.72	17.78
20	33.00	30.80	22.86
26	40.62	38.42	30.48
30	45.70	43.50	35.56
34	50.78	48.58	40.64
40	58.40	56.20	48.26
50	71.10	68.90	60.96
60	83.80	81.60	73.66
64	88.88	86.68	78.74

Dimension

GENERAL TOLERANCE	ANGLE	TOLERANCE	CUSTOMER
X.	±0.60	X.	±5°
X.	±0.38	X.	±3°
.XX	±0.25	.XX	±2°

PROJECTION	mm	TITLE	2.54mm BOX HEADER
UNITS	A4	R/A, V/T & ELEVATOR TYPE	
SHEET SIZE			

DRAWING TYPE	1:1	SHEET	1 OF 1
DRAWING NO.	C-DS1013-XXXX-X-X-D		



RECOMMEND PCB LAYOUT(TOLERANCE=±0.05)