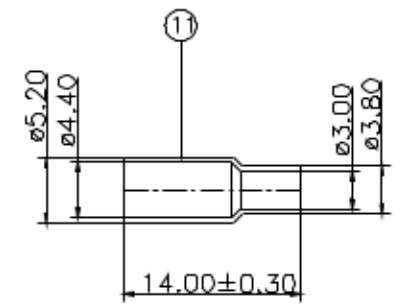
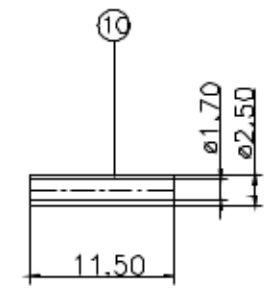
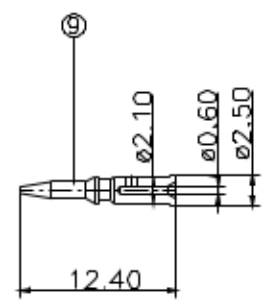
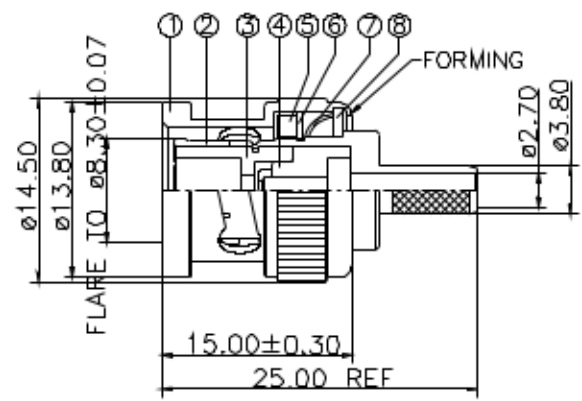


REVISIONS				
RevNo	Description	Date	Revision	Mender
1				
2				

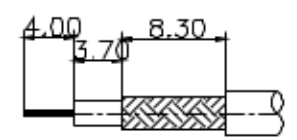


NOTES:FINISH (PLATING THICKNESS IN MICRO-INCHES)

- 1.BRASS PER QQ-B-626
- 2.BRASS PER QQ-B-613
- 3.NICKEL PL.100 MIN. THICK OVER COPPER STRIKE
- 4.NICKEL PL.200 MIN. THICK OVER COPPER STRIKE
- 5.GOLD PL.3 MIN THICK OVER NICKEL PL.100 MIN. THICK OVER COPPER STRIKE
- 6.JIS H 3250.C 2700

11	FERRULE	NOTE6	1	NOTE3
10	SLEEVE	POM	1	NATURAL
9	CONTACT PIN	NOTE1	1	NOTE5
8	WASHER	IRON	1	NOTE3
7	SPRING	SK5	1	NOTE4
6	RETAINER RING	65Mn	1	NOTE3
5	GASKET	RUBBER	1	RED
4	INSULATOR	POM	1	NATURAL
3	INSULATOR	POM	1	NATURAL
2	BODY	ZINC	1	NOTE3
1	SHELL	ZINC	1	NOTE3
ITEM	DESCRIPTION	MATERIAL	Q'TY	FINISHED

- 1.CRIMPED FERRULE  
HEX CRIMP SIZE .178"
- 2.CRIMPED CONTACT PIN  
HEX CRIMP SIZE .068"



RECOMMENDED  
CABLE STRIPPING DIM'S

				TITLE		
				BNC CRIMP PLUG 50 OHMS (FOR RG174U, RG316U CABLE)		
DRAWING NO.		UNITS	MM	UNLESS OTHERWISE SPECIFIED TOLERANCES	DESIGNED	Xwj
MODEL NO.		SCALE	FIT		0.5-15 = ±0.15 15-30 = ±0.30 30-120 = ±0.60 >120 = ±1.00	DRAWING
PART NO.		EDITION	A1	PUBLISH DATE	CHECKED	David
CAD FILE		Jorge Tena			2007/07/12	APPROVED
				3RD ANGLE		